

ASSEMBLY AREA IDENTIFICATION & DIRECTIONAL ASSEMBLY AREA SIGNS

JALITE AAA photoluminescent assembly point signs will enable evacuees to report to their designated point in a quick and timely order. This allows attendance to be checked and any missing persons reported to fire fighters immediately.



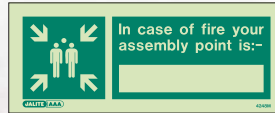
4997Q



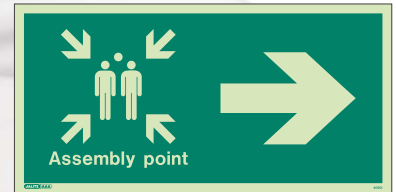
4128Q



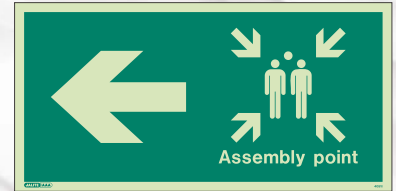
4128D



4248M, 4248N



4050I



4051I

Signs are not shown to scale.

ALUMINIUM REFLECTIVE ASSEMBLY AREA IDENTIFICATION




AL4128
Size: 450 x 450mm



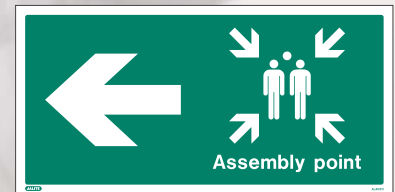
ALUMINIUM REFLECTIVE SIGN

Aluminium reflective signs are suitable for external use and come with fixing channels and clips for easy application.

DIRECTIONAL ASSEMBLY AREA SIGNS



AL4050I



AL4051I

DESIGNATING AN ASSEMBLY AREA



4871G



4872G



4873G



4874G



4875G



4876G



4877G




4878G



4621G



4622G



4623G



4624G



4625G



4626G




4627G




4628G

ASSEMBLY AREA EXAMPLES



4997Q

4871G



4997Q

4621G